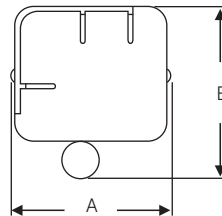
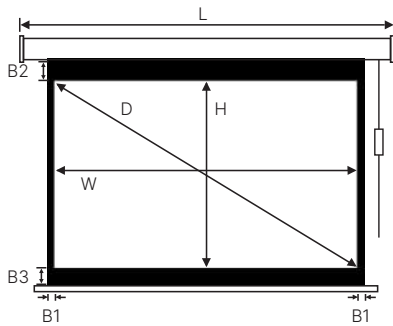




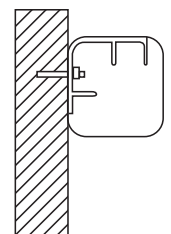
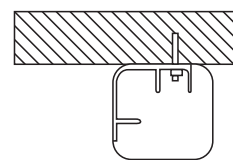
ZIGNATURE SERIES ELECTRIC SCREEN

- Fully assembled for easy installation
- Motorized movement control
- Wired and wireless remote control
- Quite and fluid like movement with just a switch away
- Screen's fall height adjustable

CONTROL SYSTEM



Installation Diagram:



Model	Ratio	Diagonal (inch)	Viewing Size W x H (mm)		Left & Right Black Border (mm)	Top Black Border (mm)	Bottom Black Border (mm)	Casing Size L x A x B (mm)		
		D	W	H	B1	B2	B3	L	A	B
Z-MRS-AV-60	1:1	85	1470	1470	25	50	25	1730	89	89
Z-MRS-AV-70		99	1730	1730	25	50	25	1990	89	89
Z-MRS-AV-80		113	1980	1980	25	50	25	2240	89	89
Z-MRS-AV-84		119	2080	2080	25	50	25	2340	89	89
Z-MRS-AV-96		136	2390	2390	25	50	25	2650	89	89
Z-MRS-AV-120		170	2990	2990	30	80	30	3260	89	89
Z-MRS-AV-144		204	3600	3600	30	80	30	3870	89	89
Z-MRS-NTSC-84D	4:3	84	1660	1250	25	50	25	1920	89	89
Z-MRS-NTSC-100D		100	1980	1490	25	50	25	2240	89	89
Z-MRS-NTSC-120D		120	2380	1790	30	80	30	2650	89	89
Z-MRS-NTSC-150D		150	2990	2240	30	80	30	3260	98	98
Z-MRS-NTSC-180D		180	3600	2580	40	40	40	3890	120	120
Z-MRS-NTSC-200D	200	3980	2990	40	40	40	4270	160	160	
Z-MRS-HD-92D	16:9	92	1980	1110	25	80	25	2240	89	89
Z-MRS-HD-100D		110	2380	1330	30	80	30	2650	89	89
Z-MRS-HD-120D		138	2990	1675	30	100	30	3260	89	89
Z-MRS-HD-150D		155	3370	1890	30	100	30	3640	98	98